

**DEWALT®**

**100**  
YEARS



# PRODUCT CATALOG

2024

**GUARANTEED TOUGH.®**





## WHY CHOOSE DEWALT®?

DEWALT® is a market-leading manufacturer of premium power tools, accessories, storage, hand tools, outdoor equipment, anchors and fixings that provides a fully integrated system solution for various applications.

DEWALT® tools offer unparalleled performance, with durable construction for a professional finish. Rely on DEWALT® to get the job done, with a 3-year guarantee on most tools.

## INNOVATION THAT MATTERS

DEWALT® is out there on the jobsite learning what works and what doesn't so we can make it all work better. Every innovation we make is driven by a desire to **increase performance, ease of use, or productivity.**

We change a tool because the change makes the tool work better for the professional using it, not just for the sake of change.

From technology used in space exploration and aircraft to incorporating Bluetooth® technology into our products DEWALT stays at the forefront of jobsite innovation.

\* The Bluetooth® word mark and logos are registered trademarks owned by Bluetooth SIG, Inc. and any use of such marks is under license.





## **BUILDING LOYALTY VIA EFFECTIVE TESTING**

### **USER LOYALTY**

DEWALT® guarantees to deliver and service high performance solution that enable the end-user to achieve productive and professional results.

The cast-iron DEWALT® guarantee and premium service network ensure that our users have faith in the quality of our products. First-time buyers will become loyal DEWALT® users.

### **END USER TESTING**

Every one of our products are tested at length by genuine construction professionals, ensuring they never let a user down. Under the most demanding jobsite conditions, DEWALT® tools earn the right to be labelled **GUARANTEED TOUGH®** – in the hands of real users.

---

## **WE ARE DEWALT, AND WE ARE GUARANTEED TOUGH**

---




# DEWALT®

## 100 YEARS



**1924**

Raymond DeWalt forms the DEWALT Products Company



**1929**

DEWALT Products Co. moves to a new plant and office building in Lancaster, PA



**1947**

DEWALT Products Co. re-incorporates under DEWALT Inc.



**1953**

DEWALT Inc. extends operations into Canada



**1960**

Black & Decker acquires DEWALT Inc.



**2013**

DEWALT introduced its cordless 20VMAX\* - XR line of brushless power tools




**2016**

The FLEXVOLT® is the world's first battery that automatically changes voltage when the user changes tools



**2017**

DEWALT introduces the innovative BREAKAWAY™ Reciprocating Saw Blades



**2021**

DEWALT® POWERSTACK® wows with pouch cell battery technology



**2021**

TOUGHSYSTEM® 2.0 STORAGE with IP65 to built to handle it



From our rich history and proven performance to our focus on innovation and technology. DEWALT continues to design and optimize professional jobsite solutions - tools, accessories and service - to ensure absolute confidence for the toughest conditions.

**YOU BUY A MACHINE AND WHAT  
YOU REALLY GET IS SATISFACTION,  
ENTIRE SATISFACTION.**



**Raymond DeWalt**  
DEWALT FOUNDER



**1992**

DEWALT launches its first line of portable electric power tools and accessories



**2005**

The SHOCKS - Active Vibration Control® reduces vibration by up to 50%



**2010**

DEWALT's 12V MAX\* System of lithium ion tools feature compact designs with power and features needed for the job site



**2011**

DEWALT expands its lithium ion tools with a new 20V MAX\* System



**2012**

The Perform and Protect line of products provides a high level of control, dust containment or low vibration



**2022**

DEWALT adds the first-ever cordless ratchets to its product portfolio, expanding the DEWALT XTREME™ 12V MAX\* and ATOMIC COMPACT SERIES™ 20V MAX\* lineups



**2023**

IMPACT CONNECT™ to revolutionise traditionally manual tasks.CUTTING-EDGE TRADE INNOVATION



**2024**

Celebrating a century of excellence, DEWALT continues to empower professionals worldwide with unparalleled quality and cutting-edge technology. As we commemorate our centenary, DEWALT reaffirms its legacy of reliability, celebrating a century of craftsmanship while paving the way for the future.





## **CORDLESS POWER TOOLS**

P.7



## **CORDLESS BARE TOOLS**

P.19



## **BATTERIES & CHARGERS**

P.31



## **CORDED POWER TOOLS**

P.35





# CORDLESS POWER TOOLS

Cordless Drill Drivers .....	09
Cordless Hammer Drill Drivers .....	11
Cordless Impact Drivers.....	13
Cordless Impact Wrenches.....	14
Cordless SDS Plus Hammers.....	16
Cordless Grinders.....	17
Other Cordless Tools.....	18



**DEWALT®**

**100**

**YEARS**



**12V 2.0AH COMPACT DRILL DRIVER****DCD700D2**

Voltage	12V Max
Battery Capacity	2.0 Ah
Max Torque	24 Nm
Chuck Capacity	10 mm
Max Drilling Capacity (Wood)	20 mm
Max Drilling Capacity (Metal)	10 mm
Weight (Bare Tool)	0.91 Kg
No Load Speed	0 - 400 / 1500 rpm



ALSO AVAILABLE AS:

**DCD700D2A (WITH 109 PCS ACCESSORY KIT)**

CORDLESS TOOLS - DRILL DRIVERS

**12V 2.0AH CORDLESS DRILL DRIVER.****DCD710D2**

Voltage	12V Max
Battery Capacity	2.0 Ah
Max. Torque (Soft / Hard)	15 / 24 Nm
No Load Speed	0-400 / 1500 rpm
Chuck Capacity	1-10 mm
Max. Drilling Capacity [Wood / Metal]	20 / 10 mm
Weight (Bare Tool)	1.1 kg
Length x Height	185 x 195 mm

**12V 2.0AH BURSHLESS MULTI-HEAD DRILL****DCD703D2**

Motor Type	Brushless
Voltage V	12V Max
No Load Speed	0-425 / 1500 rpm
Max Torque (Hard / Soft)	57.5 / 25.5 Nm
Chuck Capacity	10 mm
Max Drilling Capacity (Wood)	20 mm
Max Drilling Capacity (Metal)	10 mm
Weight (Bare Tool)	0.73 Kg



BRUSHLESS

12V XR



**20V MAX 2AH COMPACT BRUSHLESS DRILL DRIVER****DCD7771D2**

Voltage	20V Max
Battery Capacity	2.0 Ah
Max Torque (Hard)	65 Nm
Max Torque (Soft)	26 Nm
No Load Speed	0-500 / 1750 rpm
Chuck Capacity	1.5-13 mm
Max. Drilling Capacity [Wood/Metal]	30/13 mm
Weight (Bare Tool)	1.15 kg
Length x Height	192 x 198 mm



BRUSHLESS

18V XR

**20V MAX 1.5AH COMPACT BRUSHLESS DRILL DRIVER****DCD708S2T**

Voltage	20V Max
Battery Capacity	1.5 Ah
Max. Torque (Hard/Soft)	65/26Nm
No Load Speed	0-450 / 1650 rpm
Chuck Capacity	1.5-13 mm
Drilling Capacity [Wood/Metal]	35/13 mm
Weight (Bare Tool)	1.45 kg
Length x Height	160 x 198 mm
Available in T Stak Box	



BRUSHLESS

18V XR

**20V MAX 1.5AH COMPACT DRILL DRIVER****DCD771S2**

Voltage	20V Max
Battery Capacity	1.5 Ah
Max. Torque (Hard)	42 Nm
Max. Torque (Soft)	24 Nm
No Load Speed	0-450 / 1500 rpm
Chuck Capacity	1.5-13 mm
Max. Drilling Capacity [Wood/Metal]	25/13 mm
Weight (Bare Tool)	1.65 kg
Length x Height	219 x 191 mm





**12V MAX 2.0AH HAMMER DRILL DRIVER****DCD716D2**

Voltage	12V Max
Battery Capacity	2.0 Ah
Max. Torque (Soft / Hard)	16 / 30 Nm
No Load Speed	0–1050 min <sup>-1</sup>
Beats per Minute	0–6000 / 22500 bpm
Chuck Capacity	1–10 mm
Max. Drilling Capacity [Wood / Metal / Masonry]	20 / 10 / 8 mm
Weight (Bare Tool)	1.18 kg
Length x Height	200 x 210 mm

**20V MAX 1.5AH HAMMER DRILL DRIVER****DCD776S2**

Voltage	20V Max
Battery Capacity	1.5 Ah
Max. Torque (Hard)	42 Nm
Max. Torque (Soft)	24 Nm
No Load Speed	0–450 / 1800 rpm
Beats Per Minute	0–7650 / 25500 bpm
Chuck Capacity	1.5–13 mm
Max. Drilling Capacity [Wood/Metal/Masonry]	30/13/13 mm
Weight (Bare Tool)	1.7 kg
Length x Height	228 x 191 mm

**20V MAX 2.0AH COMPACT BRUSHLESS HAMMER DRILL****DCD7781D2**

Voltage	20V Max
Battery Capacity	2.0 Ah
Max Torque (Hard)	65 Nm
Max Torque (Soft)	26 Nm
No Load Speed	0–500 / 1750 rpm
Beats per Minute	0–8500 / 29750 bpm
Chuck Capacity	1.5–13 mm
Max. Drilling Capacity [Wood/Metal/Masonry]	38/13/13 mm
Weight (Bare Tool)	1.18 kg
Length x Height	204 x 198 mm



**20V MAX 1.5AH COMPACT BRUSHLESS HAMMER DRILL DRIVER****DCD709S2T**

Voltage	20V Max
Battery Capacity	1.5 Ah
Max. Torque (Hard/Soft)	65/26 Nm
No Load Speed	0-450 / 1650 rpm
Beats Per Minute	0-7650 / 28050 bpm
Chuck Capacity	1.5-13 mm
Drilling Capacity [Wood/Metal/Masonry]	30/13/13 mm
Weight (Bare Tool)	1.2 kg
Length x Height	175 x 198 mm

Available in T Stack Box



BRUSHLESS

18V XR

**20V MAX 5.0AH PREMIUM BRUSHLESS HAMMER DRILL DRIVER****DCD996P2**

Voltage	20V Max
Battery Capacity	5.0 Ah
Max. Torque (Hard)	95 Nm
Max. Torque (Soft)	66 Nm
No Load Speed	0-450/1300/2000 rpm
Beats Per Minute	0-8600/25500/38250 bpm
Chuck Capacity	1.5-13 mm
Max. Drilling Capacity [Wood/Metal/Masonry]	55/15/16 mm
Weight (Bare Tool)	2.2 kg
Length x Height	213 x 208 mm

\* Till Stocks Last



BRUSHLESS

18V XR

ALSO AVAILABLE AS:

**DCD996NT (with T Stack box)**



**12V 2.0AH COMPACT BRUSHLESS IMPACT DRIVER****DCF801D2**

Motor Type	Brushless
Voltage	12V
Battery Capacity	2.0 Ah
No-load speed	0-2850 rpm
Precision Mode	0-950 min <sup>-1</sup>
Low Mode	0-1950 min <sup>-1</sup>
High Mode	0-2850 min <sup>-1</sup>
Impact rate	0-3600 min <sup>-1</sup>
Max. torque	163 Nm
Tool holder	6.35 mm
Weight (Bare Tool)	0.8 kg



BRUSHLESS

12V XR

CORDLESS TOOLS - IMPACT DRIVERS

**18V 2.0AH 3 SPEED BRUSHLESS IMPACT DRIVER****DCF850D2**

Motor Type	Brushless
Voltage	18V
Battery Capacity	2.0 Ah
Max. Torque	205 Nm
No Load Speed	
Mode 1	0-1000 rpm
Mode 2	0-2800 rpm
Mode 3	0-3250 rpm
Impact Rate	0-3800 ipm
Mode Select	3 Speed
Length	100 mm
Weight (Bare Tool)	0.95 kg



BRUSHLESS

18V XR

**18V XR 3.0AH IMPACT BRUSHLESS DRIVER KIT****DCF809L2T**

Motor Type	Brushless
Voltage	18V
Battery Capacity	3.0 Ah
Max. Torque	190 Nm
No Load Speed	0-2800 rpm
Impacts Per Minute	0-3200 ipm
Max. Bolt Dia.	M12
Tool Holder	6.35 mm (1/4")
Weight (Bare Tool)	1.25 kg
Length x Height	130 x 236 mm
Availabe in T Stak Box	



BRUSHLESS

18V XR

**12V 2.0AH SUB-COMPACT IMPACT WRENCH****DCF902D2**

Motor Type	Brushless
Voltage	12V
Battery Capacity	2.0 Ah
Tool Holder	3/8"/9.5 mm
Max. Torque	168 Nm
No Load Speed	
Precision Mode	0–2850 min <sup>-1</sup>
Lo Mode	0–1000 min <sup>-1</sup>
Hi Mode	0–2850 min <sup>-1</sup>
Weight (Bare Tool)	0.8 kg
Length x Height	125 x 188 mm

**20V MAX 5.0AH 1/2" BRUSHLESS COMPACT IMPACT WRENCH****DCF911P2**

Motor Type	Brushless
Voltage V	20V Max
Battery Capacity	5 Ah
No-load speed	0-2850 rpm
Impact rate	0-3250 ipm
Max tightening torque	338 Nm
Max breakaway torque	542 Nm
Tool holder	12.7 mm
Weight (Bare Tool)	1.0 Kg

**20V MAX 4.0AH 1/2" COMPACT IMPACT WR - DETENT****DCF922M2**

Motor Type	Brushless
Voltage V	20V Max
Battery Capacity	4.0 A
No-load speed	0-2500 min <sup>-1</sup>
Impact rate	0-3550 min <sup>-1</sup>
Max tightening torque	406 Nm
Max breakaway torque	610 Nm
Tool holder	12.7 mm
Weight (Bare Tool)	1.1 Kg



ALSO AVAILABLE AS:

**DCF922N**



# 20V MAX 5.0AH 1/2" MID-RANGE IMPACT WRENCH

DCF892P2T

Volatage	20V Max
Battery Capacity	5.0 Ah
No Load Speed	0-2000 min <sup>-1</sup>
Imapact rate	0-3250 min <sup>-1</sup>
Max Tightening Torque	
Precision Wrench™ mode	812 Nm
Low Mode	136 Nm
Medium mode	406 Nm
High mode	812 Nm
Max breakaway torque	1084 Nm
Tool holder	12.7 mm
Weight (Bare Tool)	1.67 kg
Available in T Stak Box	



# 18V 5.0AH HIGH TORQUE IMPACT WRENCH

DCF899P2

Motor Type	Brushless
Voltage	18V
Battery Capacity	5.0 Ah
Max. Torque	950 Nm
Breakaway Torque	1625 Nm
No Load Speed	0-400/1200/1900 rpm
Impacts Per Minute	0 - 2300 ipm
Max. Bolt Diameter	M22
Tool Holder	1/2" (13 mm)
Weight (Bare Tool)	3.22 kg
Length x Height	224 x 278 mm

\* Till Stocks Last



ALSO AVAILABLE AS:

DCF899NT (With T Stak Box)



CORDLESS TOOLS - IMPACT WRENCHES

**18V 4.0AH COMPACT BRUSHLESS HAMMER****DCH172M2**

Motor Type	Brushless
Voltage	18V
Battery Capacity	4.0 Ah
Tool Holder	SDS-Plus
Impact Energy (EPTA 05/2009)	1.4 J
No Load Speed	0-1060 rpm
Blows per Minute	0-4980 bpm
Optimum Drilling Capacity	4-10 mm
Max. Drilling Capacity [Concrete/Wood/Metal]	16/16/10 mm
Weight (Bare Tool)	1.78 kg
Length x Height	265 x 73 mm

**18V 4.0AH BRUSHLESS SDS PLUS HAMMER****DCH133M1**

Motor Type	Brushless
Voltage	18V
Battery Capacity	4.0 Ah
Tool Holder	SDS-Plus
Max. Impact Energy	2.8 J
Impact Energy (EPTA 05/2009)	2.6 J
No Load Speed	0-1500 rpm
Blows Per Minute	0-5500 bpm
Optimum Drilling Capacity [Concrete]	4-14 mm
Max. Drilling Capacity [Concrete/Wood/Metal]	26/30/13 mm
Chipping Mode	Yes
Weight (Bare Tool)	2.3 kg
Length x Height	383 x 161 mm



ALSO AVAILABLE AS:

**DCH133NT****18V 5.0AH BRUSHLESS SDS PLUS HAMMER****DCH263P2**

Motor Type	Brushless
Voltage	18V
Battery Capacity	5.0 Ah
Single impact energy	3.0 J
No Load Speed	0-1165 min <sup>-1</sup>
No-Load Impact Rate	0-4300 bpm
Maximum Core Drilling Capacity in Soft Brick	65 mm
Max. Drilling Capacity [Concrete/Wood/Metal]	28/30/13 mm
Collar Diameter	54 mm
Weight (Bare Tool)	2.7kg
Length x Height	125 x 188 mm





**18V 5.0AH BRUSHLESS SLIDE MAG KIT****DCG405P2**


Motor Type	Brushless
Voltage	18V
Battery Capacity	5.0 Ah
Disc Diameter DCG405P2 (XJ)	125 mm
Disc Diameter DCG405P2 (IN)	100 mm
No Load Speed	9000 rpm
Spindle Thread	M14 / M10
Switch Type	Slider
Weight (Bare Tool)	1.74 kg
Length x Height	310 x 125 mm



BRUSHLESS

18V XR

ALSO AVAILABLE AS :

**DCG405P2-IN** (DISC DIAMETER: 100 MM)**DCG405P2-XJ** (DISC DIAMETER: 125 MM)

**20V MAX 5.0AH BRUSHLESS DUAL ACTION POLISHER****DCM848P2**

Motor Type	Brushless
Voltage V	20V Max
Battery Capacity	5.0 Ah
No Load Speed	2000 - 5500 opm
Max. Disc Diameter	125 mm
Switch Type	Trigger
Variable Speed	Yes

**18V 5.0AH BRUSHLESS CONCRETE NAILER****DCN890P2**

Voltage	18V
Battery Capacity	5.0 Ah
Nail Diameter	2.6 - 3.7 mm
Nail Length	13 - 57 mm
Nail Width	5.6 - 6.4 mm
Magazine Angle	15°
Magazine Capacity	Up to 30 Nails
Magazine Loading	Underneath
Operating Mode	Sequential and Rapid Cycle
Nose Included	Non magnetic / Drywall nose
Weight (Bare Tool)	4.8 kg
Length x Height	415 x 390 mm

**18V XR 2.0AH 16GA FINISH NAILER****DCN660D2**

Voltage	18V
Battery Capacity	2.0Ah
Nail Diameter	1.6 mm
Nail Length	32 - 63 mm
Magazine Angle	20°
Magazine Capacity	110 Nails
Magazine Loading	Rear
Operating Mode	Bump and Sequential
Weight (Bare Tool)	2.8 kg
Length x Height	310 x 305 mm





# CORDLESS BARE TOOLS

## CORDLESS BARE TOOLS

DRILL DRIVERS.....	20	RATCHET.....	26
HAMMER DRILL DRIVER.....	20	HEAT GUN.....	26
IMPACT DRIVERS.....	21	OSCILLATING TOOL.....	26
IMPACT WRENCHS.....	21	SANDER.....	27
SAG.....	23	SHEAR.....	27
HAMMERS.....	24	SDS - PLUS HAMMER.....	28
CIRCULAR SAWS.....	25	DRILL DRIVER (TSTAK).....	28
RECIP SAWS.....	25	LIGHTS.....	29
BLOWER.....	25	JOB SITE FAN.....	30

**20V MAX BRUSHLESS DRILL DRIVER****DCD708N**

Voltage	20V Max
Max. Torque (Hard/Soft)	65/26Nm
No Load Speed	0-450 / 1650 rpm
Chuck Capacity	1.5-13 mm
Drilling Capacity [Wood/Metal]	35/13 mm
Weight (Bare Tool)	1.45 kg
Length x Height	160 x 198 mm

**20V MAX BRUSHLESS HAMMER DRILL DRIVER****DCD709N**

Voltage	20V Max
Max. Torque (Hard/Soft)	65/26 Nm
No Load Speed	0-450 / 1650 rpm
Beats Per Minute	0-7650 / 28050 bpm
Chuck Capacity	1.5-13 mm
Drilling Capacity [Wood/Metal/Masonry]	30/13/13 mm
Weight (Bare Tool)	1.2 kg
Length x Height	175 x 198 mm

**20V MAX BRUSHLESS HAMMER DRILL DRIVER****DCD805N**

Motor Type	Brushless
Voltage V	20V Max
# of Speeds	2
No Load Speed	0 - 650 / 2000 rpm
Hammer Mode	0 - 11050 / 34000 bpm
Torque (Hard/Soft)	90 / 27 Nm
Chuck Capacity	1.5 - 13mm
LED	3-Mode
Weight (Tool only)	1.3 Kg
Length	163.8 / 177 mm
Width	63.5 mm

Max Drilling Capacity wood / metal / masonry	55/13/13 mm
---	-------------



**18V BRUSHLESS IMPACT DRIVER****DCF887N**

Voltage V	18V
Max. Torque	205 Nm
No Load Speed	0 -1000 / 2800 / 3250 rpm
Impacts Per Minute	0 - 3800 ipm
Max. Bolt Diameter	M14
Tool Holder	6.35 mm (1/4")
Length x Height	134 x 245 mm
Weight (Bare Tool)	0.9 Kg

\* Till Stocks Last

**20V MAX BRUSHLESS IMPACT DRIVER****DCF850N**

Motor Type	Brushless
Voltage	20V Max
Fastening Torque	205 Nm
No Load Speed	0 -1000 / 2800 / 3250 rpm
Impact Rate	0 - 3800 ipm
LED	3 LED, Halo Light Ring
Accessories	Belt Hook
Mode Select	3 Speed
Weight	0.9 Kg
Length	100 mm

**20V MAX BRUSHLESS IMPACT WRENCH****DCF911N**

Motor Type	Brushless
Voltage	20V Max
No-load speed	0 -1000 / 2800 / 3250 rpm
Impact rate	0-3250 ipm
Max tightening torque	338 Nm
Max breakaway torque	542 Nm
Tool holder	12.7 mm
Weight (Bare Tool)	1.0 Kg



CORDLESS BARE TOOL - IMPACT DRIVERS

CORDLESS BARE TOOL - IMPACT WRENCHES



**20V MAX 1/2" BRUSHLESS COMPACT IMPACT WR - DETENT****DCF922N**

Motor Type	Brushless
Voltage V	20V Max
No-load speed	0-2500 min <sup>-1</sup>
Impact rate	0-3550 min <sup>-1</sup>
Max tightening torque	406 Nm
Max breakaway torque	610 Nm
Tool holder	12.7 mm
Weight (Bare Tool)	1.1 Kg

**20V MAX 1/2" BRUSHLESS HT IMPACT WRENCH****DCF892N**

Volatage	20V Max
No Load Speed	0-2000 min <sup>-1</sup>
Imapact rate	0-3250 min <sup>-1</sup>
Max Tightening Torque	
Precision Wrench™ mode	812 Nm
Low Mode	136 Nm
Medium mode	406 Nm
High mode	812 Nm
Max breakaway torque	1084 Nm
Tool holder	12.7 mm
Weight (Bare Tool)	1.67 kg

**20V MAX 3/4" BRUSHLESS HT IMPACT WRENCH****DCF897N**

Motor Type	Brushless
Voltage V	20V Max
Max. Torque	136 / 407 / 950 Nm
Breakaway Torque	1627 Nm
No Load Speed	0 - 400 / 1200 / 1900 rpm
Impacts Per Minute	0 - 2400 ipm
Max. Bolt Diameter	M24
Tool Holder	3/4" (19 mm)
Length x Height	224 x 278 mm



**20V MAX 1/2" BRUSHLESS HT IMPACT WRENCH****DCF900N**

Motor Type	Brushless
Voltage	20V Max
No Load Speed	0-2300 min <sup>-1</sup>
Impact rate	0-2200 min <sup>-1</sup>
Max Tightening Torque	
Precision Wrench™ Mode	1396 Nm
Low Mode	135 Nm
Medium Mode	813 Nm
High Mode	1396 Nm
Max Breakaway Torque	1898 Nm
Anvil Type	Hog Ring
Tool Holder	12.7 mm
Weight (Without Battery Pack)	2.9 Kg



BRUSHLESS  
18V XR

CORDLESS BARE TOOL - IMPACT WRENCHES

**20V MAX BRUSHLESS SAG****DCG405N**

Motor Type	Brushless
Voltage	18V
Disc Diameter DCG405P2 (XJ)	125 mm
Disc Diameter DCG405P2 (IN)	100 mm
No Load Speed	9000 rpm
Spindle Thread	M14 / M10
Switch Type	Slider
Weight (Bare Tool)	1.74 kg
Length x Height	310 x 125 mm



BRUSHLESS  
18V XR

CORDLESS BARE TOOL - SAG

ALSO AVAILABLE AS :

**DCG405N-B1** (DISC DIAMETER: 100 MM)**DCG405N-XJ** (DISC DIAMETER: 125 MM)

**26MM SDS PLUS CORDLESS HAMMER****DCH133N**

Motor Type	Brushless
Voltage	18V
Tool Holder	SDS-Plus
Max. Impact Energy	2.8 J
Impact Energy (EPTA 05/2009)	2.6 J
No Load Speed	0-1500 rpm
Blows Per Minute	0-5500 bpm
Optimum Drilling Capacity [Concrete]	4-14 mm
Max. Drilling Capacity [Concrete/Wood/Metal]	26/30/13 mm
Chipping Mode	Yes
Weight (Bare Tool)	2.3 kg
Length x Height	383 x 161 mm



BRUSHLESS

18V XR

**28MM SDS PLUS CORDLESS HAMMER****DCH263N**

Motor Type	Brushless
Voltage	18V
Single impact energy	3.0 J
No Load Speed	0-1165 min <sup>-1</sup>
No-Load Impact Rate	0-4300 bpm
Maximum Core Drilling Capacity in Soft Brick	65 mm
Max. Drilling Capacity [Concrete/Wood/Metal]	28/30/13 mm
Collar Diameter	54 mm
Weight (Bare Tool)	2.7kg
Length x Height	125 x 188 mm



BRUSHLESS

18V XR





**20V MAX BRUSHLESS CIRCULAR SAW****DCS570N**

Motor Type	Brushless
Voltage	20V Max
Speed	0 - 5200 rpm
Blade Diameter (mm)	184 mm
DOC @ 90	64 mm
DOC @ 45	40 mm
Width (mm)	250 mm
Height (mm)	270 mm
Length (mm)	200 mm



BRUSHLESS

18V XR

CORDLESS BARE TOOL - CIRCULAR SAWS

**20V MAX BRUSHLESS RECIP SAW****DCS369N**

Motor Type	Brushless
Voltage	20V Max
Length (mm)	318 mm
Height (mm)	127 mm
Width (mm)	67 mm
Stroke Length	16 mm
SPM	0 - 2800 spm
LED	Yes
Vibration (Cutting Board)	8.1 m/s <sup>2</sup>



BRUSHLESS

18V XR

CORDLESS BARE TOOL - RECIP SAWS

**20V MAX BRUSHLESS BLOWER****DCV100**

Motor Type	Brushless
Voltage	20V Max
Fan Speed	18,000 rpm
Speed Settings	3 speed dial & variable trigger
Lock - On	Yes
Air throughput	2.8 m <sup>3</sup> /m
Air Speed	80 m/s
Length	508 mm



BRUSHLESS

18V XR

CORDLESS BARE TOOL - BLOWER

**20V MAX 1/2" BRUSHLESS RATCHET****DCF512N**

Motor Type	Brushless
Voltage	20V Max
Drive Style	1/2"
Fastening Torque	95 Nm
No Load Speed	0 - 270 rpm
Led	Yes
Head Type	Open
Length (mm)	360 mm



BRUSHLESS

18V XR

**20V MAX BRUSHLESS HEAT GUN****DCE530N**

Motor Type	Brushless
Voltage	20V Max
Temperature oC	290 - 530
Airflow L/Min	109 - 190
Integrated LED Light	Yes
Dimensions	160 x 55 x 200 mm
Weight	0.5 Kg



BRUSHLESS

18V XR

**20V MAX XR OSCILLATING BRUSHLESS MULTI-TOOL 3SP BARE****DCS356N**

Power Output	300 MWO
Oscillations per Minute	0 - 20000 opm
Oscillating Angle	1.6 o
Tool free Accessory Fitment	Yes
Weight	1.1 Kg
Length	310.0 mm
Hand/ Arm Vibration	10.5 m/s <sup>2</sup>
Uncertainty K 1 (Vibration)	1.5 m/s <sup>2</sup>



BRUSHLESS

18V XR

**18V XR BRUSHLESS RANDOM ORBITAL SANDER****DCW210N**

OPM	8000 - 12000 opm
Orbit Size	2.6 mm
Paper Size	125 mm
Weight (Bare Tool)	0.93 Kg
Tool Height	127 mm
Vibration Value	4.3 m/s <sup>2</sup>



BRUSHLESS

18V XR

CORDLESS BARE TOOL - SANDER

**18V 2450SPM METAL SHEAR****DCS491NT**

Voltage	18V
No Load Stroke Rate	0-2450 spm
Cutting Capacity [Mild Steel]	1.3 mm
Cutting Capacity [Stainless Steel ]	1.0 mm
Weight	1.8 Kg
Length x Height	394 x 200 mm



CORDLESS BARE TOOL - SHEAR





**54V XR SDS-PLUS HAMMER****DCH333NT**

Voltage	54V
No-load speed	0 - 1000 rpm
No-load Impact rate	0 - 4480 bpm
Single impact energy (EPTA 05/2009)	3.5 J
Maximum drilling range in steel/wood/concrete	13/30/30 mm
Tool holder	SDS-Plus
Collar diameter	54 mm
Weight (Bare Tool)	3.7 Kg

**18V XRP DRILL DRIVER BARE TSTAK KITBOX****DCD991NT**

Voltage	18V
Max. Torque (Hard)	95 Nm
Max. Torque (Soft)	66 Nm
No Load Speed	0-450/1300/2000 rpm
Chuck Capacity	1.5-13 mm
Max. Drilling Capacity [Wood/Metal]	55/15 mm
Weight	2.1 Kg
Length x Height	200 X 208 mm



**20V XR MAX LED FLASHLIGHT****DCL040**

Voltage	20V Max
Bulb Type	LED
Light Output	110 lm
Runtime	25 Hrs (5.0Ah battery)
Weight	0.6 Kg
Length x Height	115 x 240 mm

**20V MAX LED HAND HELD AREA LIGHT****DCL050**

Voltage	20V Max
Brightness	250-500 Lm
Technology	LED
Runtime	5-10 Hrs
No. of LEDs	3
Length	373 mm
Weight	0.660 Kg
IP Rating	54
Pivoting head	Yes
Hang Hook	Yes



**20V MAX TRIPOD LIGHT****DCL079**

Voltage	20V Max
Brightness	3000 lm max
Beam Pattern	Area
Runtime	5h (max/9Ah)
Light settings	3
IP Rating	IP55
Pivoting head	Yes
Integral stand	Yes
Weight	7.4 Kg

**20V MAX SPOT LIGHT****DCL043**

Voltage	20V Max
Brightness	1000 Lm Max
Technology	LED
Runtime	10h
Light settings	2
Flashing/strobe mode	No
Focusable beam	No
IP Rating	IP54
Pivoting head	Yes
Hang Hook/Stand	Yes
Weight	0.90 Kg

**20V MAX BRUSHLESS JOBSITE FAN****DCE512N**

Motor Type	Brushless
Voltage	20V Max
Drive Size	12.7 mm
No Load Speed (RPM)	250 rpm
Fastening Torque	95 Nm
Weight (Tool Only)	1.05 Kg
Length	360 mm



BRUSHLESS

18V XR



# BATTERIES & CHARGERS

BATTERIES .....	32
CHARGERS .....	33

**12V MAX 2.0AH XR LI-ION BATTERY PACK****DCB127**

Voltage	10.8V / 12V Max
Battery Capacity	2.0Ah
Tool Compatibility	All 10.8V/12V Max Li-Ion DEWALT tools
Weight	0.2 Kg
Length x Height	85 x 35 mm

**18V 1.5AH XR LI-ION BATTERY PACK****DCB181**

Voltage	18V / 20V Max
Battery Capacity	1.5 Ah
Tool Compatibility	All 18V/20V Max Li-Ion DEWALT tools
Weight	0.35 Kg
Length x Height	110 x 45 mm

**18V 2.0AH XR LI-ION BATTERY PACK****DCB183**

Voltage	18V / 20V Max
Battery Capacity	2.0Ah
Tool Compatibility	All 18V/20V Max Li-Ion DEWALT tools
Weight	0.40 / 0.45 Kg
Length x Height	110 x 45 / 110 x 48 mm

**18V 4.0AH XR LI-ION BATTERY PACK****DCB182**

Voltage	18V / 20V Max
Battery Capacity	4.0 Ah
Tool Compatibility	All 18V/20V Max Li-Ion DEWALT tools
Weight	0.61 Kg
Length x Height	110 x 48 mm

**18V 5.0AH XR LI-ION BATTERY PACK****DCB184**

Voltage	18V / 20V Max
Battery Capacity	5.0Ah
Tool Compatibility	All 18V/20V Max Li-Ion DEWALT tools
Weight	0.62 / 0.67 Kg
Length x Height	110 x 65 / 110 x 69 mm

**18/54V 6.0AH BATTERY PACK (FLEXVOLT)****DCB606**

Voltage	18V / 54V
Battery Capacity	6.0Ah / 2.0Ah
Tool Compatibility	All 18V & 54V Li-Ion DEWALT Tools
Weight	1.05 Kg
Length x Height	125x90 mm

**18V/54V 9.0AH BATTERY PACK (FLEXVOLT)****DCB609**

Voltage	18V / 54V
Battery Capacity	9.0Ah / 3.0Ah
Tool Compatibility	All 18V and 54V Li-Ion DEWALT Tools
Weight	1.25 Kg
Length x Height	135x95 mm

**18V/54V 12.0AH BATTERY PACK (FLEXVOLT)****DCB612**

Voltage	18V / 54V
Battery Capacity	12.0Ah / 4.0Ah
Tool Compatibility	All 18V & 54V Li-Ion DEWALT Tools
Weight	1.25 Kg
Length x Height	135x95 mm

**10.8V/18V MULTI VOLT COMPACT CHARGER****DCB107**

Tool Compatibility	All 12V Max & 18V Li-Ion DEWALT Tools
Weight	1.25 Kg
Charging Current	1.25A

**18V/54V FAST CHARGER****DCB118**

Voltage	18V (included Flexvolt)
Charging Current	8A
Weight	0.65 Kg
Length x Height	150 x 80 mm


**12V/20V MAX 2AH CHARGER****DCB1102**

Voltage	20V range
LED Indicators	2 Stage- 80% and 100%
Compact Charger	2A
Compatible	12V and 20V
Length	97.8 mm
Width	71.8 mm
Height	60 mm
Weight	0.27 mm

**12V/20V MAX 4AH CHARGER****DCB1104**

Voltage	20V range
LED Indicators	2 Stage- 80% and 100%
Compact Charger	4A
Compatible	12V and 20V
Length	149.5 mm
Width	114 mm
Height	66.9 mm
Weight	0.46 mm





# CORDED POWER TOOLS

SDS Plus Hammers .....	36
SDS Max Combi Hammers.....	38
Chipping Hammers.....	38
Breakers.....	39
Other Construction Tools .....	43
Impact Wrenches.....	43
Drill Drivers.....	44
4" Angle Grinders.....	45
5" Angle Grinders.....	49
7" Angle Grinders .....	52
9" Angle Grinders.....	54

Die Grinders.....	55
Chop Saws.....	56
Other Metal Working Tools.....	57
Mitre Saws .....	58
Jig Saws.....	59
Circular Saws.....	60
Sanders.....	60
Other Wood Working Tools .....	60
Speciality Tools.....	61
Attachments.....	62

**22MM 2 MODE SDS PLUS HAMMER, 2 KGS (MADE IN INDIA)****D25032B**

Power Input	710W
Max. Impact Energy	2.1 J
Impact Energy (EPTA 05/2009)	2.0 J
No Load Speed	0-1550 rpm
Blows Per Minute	0-5680 bpm
Optimum Drilling Capacity [Concrete]	4-12 mm
Max. Drilling Capacity [Concrete]	22 mm
Max. Drilling Capacity [Core bit/Wood/Metal]	50/30/13 mm
Operation Mode	Rotation/Hammering with rotation
Weight	2.5 Kg
Length x Height	330 x 210 mm
Vibration Level	13.6 m/s <sup>2</sup>

**22MM 3 MODE SDS PLUS HAMMER, 2 KGS (MADE IN INDIA)****D25033K**

Power Input	710W
Max. Impact Energy	2.1 J
Impact Energy (EPTA 05/2009)	2.0 J
No Load Speed	0-1550 rpm
Blows Per Minute	0-5680 bpm
Optimum Drilling Capacity [Concrete]	4-12 mm
Max. Drilling Capacity [Concrete]	22 mm
Max. Drilling Capacity [Core bit/Wood/Metal]	50/30/13 mm
Operation Mode	Hammering/Rotation/Hammering with rotation
Weight	2.5 Kg
Length x Height	330 x 210 mm
Vibration Level	13.6 m/s <sup>2</sup>

**26MM 3 MODE COMBINATION HAMMER, 2 KGS (MADE IN INDIA)****D25133K**

Power Input	800W
Max. Impact Energy	2.8 J
Impact Energy (EPTA 05/2009)	2.6 J
No Load Speed	0-1500 rpm
Blows Per Minute	0-5500 bpm
Optimum Drilling Capacity [Concrete]	4-14 mm
Max. Drilling Capacity [Concrete]	26 mm
Max. Drilling Capacity [Core bit/Wood/Metal]	50/30/13 mm
Operation Mode	Hammering/Rotation/Hammering with rotation
Weight	2.6 Kg
Length x Height	335 x 210 mm
Vibration Level	15.4 m/s <sup>2</sup>





**28MM 3 MODE SDS PLUS COMBINATION HAMMER, 2 KGS****D25143K**

Power Input	900W
Max. Impact Energy	3.2 J
Impact Energy (EPTA 05/2009)	3.0 J
No Load Speed	0-1450 rpm
Blows Per Minute	0-5350 bpm
Optimum Drilling Capacity [Concrete]	4-18 mm
Max. Drilling Capacity [Concrete]	28 mm
Max. Drilling Capacity [Core bit/Wood/Metal]	65/30/13 mm
Operation Mode	Hammering/Rotation/ Hammering with rotation
Weight	3.0 Kg
Length x Height	340 x 210 mm
Vibration Level	14.9 m/s <sup>2</sup>

**30MM 3 MODE SDS PLUS COMBINATION HAMMER, 3KGS****D25333K**

Power Input	950W
Max. Impact Energy	4.2 J
Impact Energy (EPTA 05/2009)	3.5 J
No Load Speed	0-1150 rpm
Blows Per Minute	0-5200 bpm
Optimum Drilling Capacity [Concrete]	6-20 mm
Max. Drilling Capacity [Concrete]	30 mm
Max. Drilling Capacity [Core bit/Wood/Metal]	65/30/13 mm
Operation Mode	Hammering/Rotation/ Hammering with rotation
Weight	3.7 Kg
Length x Height	355 x 250 mm
Vibration Level	6.9 m/s <sup>2</sup>

**32MM 3 MODE SDS PLUS COMBINATION HAMMER, 4KGS****D25413K**

Power Input	1000W
Max. Impact Energy	4.9 J
Impact Energy (EPTA 05/2009)	4.2 J
No Load Speed	0-820 rpm
Blows Per Minute	0-4700 bpm
Optimum Drilling Capacity [Concrete]	6-22 mm
Max. Drilling Capacity [Concrete]	32 mm
Max. Drilling Capacity [Core bit/Wood/Metal]	100/32/13 mm
Operation Mode	Hammering/Rotation/ Hammering with rotation
Weight	4.2 Kg
Length x Height	370 x 250 mm
Vibration Level	8.2 m/s <sup>2</sup>



**40MM SDS MAX COMBINATION HAMMER, 5 KGS****D25481K**

Power Input	1050W
Max. Impact Energy	7.3 J
Impact Energy (EPTA 05/2009)	6.1 J
No Load Speed	540 rpm
Blows Per Minute	3150 bpm
Optimum Drilling Capacity [Concrete]	16-30 mm
Max. Drilling Capacity [Concrete]	40 mm
Max. Drilling Capacity [Core bit]	100 mm
Operation Mode	Hammering/Rotation/ Hammering with rotation
Weight	5.9 Kg
Length x Height	453 x 263 mm
Vibration Level	9.4 m/s <sup>2</sup>

**5KG SDS-MAX CHIPPING HAMMER****D25810K**

Power Output	1050W
Max. Impact Energy	8.5 J
Impact Energy (EPTA 05/2009)	7.1 J
Blows Per Minute	3150 bpm
Chisel Positions	18
Weight	5.6 Kg
Length x Height	462 mm x 263 mm
Vibration Level	8.5 m/s <sup>2</sup>





**5KG HEX 17MM CHIPPING HAMMER****D25811K**

Power Output	1100W
Max. Impact Energy	8.5 J
Impact Energy (EPTA 05/2009)	7.1 J
Blows Per Minute	3150 bpm
Chisel Positions	18
Weight	5.7 Kg
Length x Height	477 mm x 263 mm
Vibration Level	8.5 m/s <sup>2</sup>



CONSTRUCTION TOOLS - 5KG CHIPPING HAMMERS

**1600W 10KG L SHAPED DEMOLITION HAMMER (MADE IN INDIA)****D25881K**

Power Output	1600 W
Single Impact Energy (EPTA)	17.5 J
No-Load Beats Per Minute	1060 - 2160 bpm
Chisel Positions	12
Weight	10.4 Kg
Size (Length x Height)	559 mm x 282 mm
Vibration Level	14.9 m/s <sup>2</sup>



CONSTRUCTION TOOLS - BREAKERS





**1550W 10KG SDS MAX DEMOLITION HAMMER, IN-LINE****D25901K**

Power Input	1550W
Max. Impact Energy	20.7 J
Impact Energy (EPTA 05/2009)	19 J
Blows Per Minute	1050 - 2100 bpm
Chisel Positions	12
Weight	10.9 Kg
Length x Height	690 x 250 mm
Vibration Level	8.0 m/s <sup>2</sup>



**1600W 12KG SDS MAX DEMOLITION HAMMER****D25951K**

Power Output	1600W
Max. Impact Energy	30.1 J
Impact Energy (EPTA 05/2009)	24 J
Blows Per Minute	1621 bpm
Chisel Positions	12
Weight	13.6 Kg
Length x Height	750 mm x 250 mm
Vibration Level	8.8 m/s <sup>2</sup>

**1700W 12KG SDS MAX BRUSHLESS DEMOLITION HAMMER****D25911K**

Power Output	1700 W
Impact Energy (EPTA)	27 J
Beats Per Minute	810 - 1620 bpm
Chisel Positions	12
Weight	12.7 Kg
Length x Height	765 mm x 296 mm
Vibration Level	6 m/s <sup>2</sup>





**1600W 16KG DEMOLITION HAMMER****D25961K**

Power Output	1600W
Max. Impact Energy	38 J
Impact Energy (EPTA 05/2009)	35 J
Blows Per Minute	1450 bpm
Chisel Positions	12
Weight	16.9 Kg
Length x Height	760 mm x 260 mm
Vibration Level	6.8 m/s <sup>2</sup>

**2100W 30KG DEMOLITION BREAKER****D25981K**

Power Output	2100W
Max. Impact Energy	72 J
Impact Energy (EPTA 05/2009)	62 J
Blows Per Minute	960 bpm
Chisel Positions	12
Weight	31 Kg
Length x Height	780 mm x 620 mm
Vibration Level	4.8 m/s <sup>2</sup>





**1270W 110MM TILE SAW****DW862**

Power Input	1270W
Blade Diameter	110 mm
Blade Bore Diameter	20 mm
No Load Speed	13500 rpm
Depth of Cut at 90°	34 mm
Weight	3.0 Kg
Length x Height	252 x 166 mm

**1700W 430MM ALLIGATOR SAW****DWE397**

Power Input	1700W
No Load Stroke Rate	3000 spm
Stroke Length	40 mm
Blade Length	430 mm
Blade Stop	0.2s
Weight	5.5 Kg
Length x Height	918 x 219 mm

**1/2" HEAVY DUTY IMPACT WRENCH, 440NM****DW292**

Power Input	710W
Max. Torque	440 Nm
No Load Speed	2200 rpm
Impacts Per Minute	2700 ipm
Weight	3.2 Kg
Length x Height	292 x 216 mm

\* Till Stocks Last



**10MM VSR DRILL, 550W (MADE IN INDIA)****DWD014**

Power Input	550W
Chuck Capacity	10 mm
No Load Speed	0-2800 rpm
Max. Drilling Capacity [Wood]	10 mm
Max. Drilling Capacity [Metal]	28 mm
Weight	1.3 Kg
Length x Height	215 x 170 mm

**10MM ROTARY DRILL WITH KEYLESS CHUCK, 701W****DWD112S**

Power Input	701W
Chuck Capacity	10 mm
No Load Speed	0-2500 rpm
Max. Torque	10.9 Nm
Max. Drilling Capacity [Wood]	25 mm
Max. Drilling Capacity [Metal]	10 mm
Weight	1.8 Kg
Length x Height	230 x 190 mm

**10MM HAMMER DRILL, 550W (MADE IN INDIA)****DWD022**

Power Input	550W
Capacity	10 mm
No Load Speed	0-2800 min <sup>-1</sup>
No Load Impact	0-47600 min <sup>-1</sup>
Max. Drilling Range [Masonry]	13 mm
Max. Drilling Range [Steel]	10 mm
Max. Drilling Range [Wood]	25 mm
Weight	1.4 Kg



**13MM IMPACT DRILL, 750W (MADE IN INDIA)****DWD024**

Power Input	750W
Chuck Capacity	13 mm
No Load Speed	0-2800 rpm
Blows Per Minute	0-47600 bpm
Max. Drilling Capacity [Wood]	25 mm
Max. Drilling Capacity [Metal]	13 mm
Max. Drilling Capacity [Concrete]	16 mm
Weight	1.82 Kg
Length x Height	255 x 180 mm

**750W, 100MM ANGLE GRINDER (MADE IN INDIA)****DW810**

Power Input	750 W
Disc Diameter	100 mm
Switch Type	Toggle
No Load Speed	11000 rpm
Spindle Thread	M10
Weight	1.8 Kg
Length x Height	270 x 80 mm

**4" SAG SLIDE SWITCH WITH SIDE HANDLE (MADE IN INDIA)****DWE750S**

Power Input	750 W
Disc Diameter	100 mm
Switch Type	Slide
No Load Speed	12000 rpm
Spindle Thread	M10
Weight	1.64 Kg
Length x Height	345 x 96 mm

**NEW**



**800W 100MM LOW VOLTAGE SAG WITH PADDLE SWITCH (MADE IN INDIA)****DWE4002**

Power Input	800 W
Disc Diameter	100 mm
Switch Type	Paddle
No Load Speed	11800 rpm
Spindle Thread	M10
Weight	2.05 Kg

**850W, 100MM ANGLE GRINDER (MADE IN INDIA)****DW801**

Power Input	850W
Disc Diameter	100 mm
Switch Type	Toggle
No Load Speed	11000 rpm
Spindle Thread	M10
Weight	1.9 Kg
Length x Height	270 x 80 mm



**850W, 100MM ANGLE GRINDER WITH SLIDE SWITCH (MADE IN INDIA)****DW802**

Power Input	850W
Disc Diameter	100 mm
Switch Type	Slide
No Load Speed	11000 rpm
Spindle Thread	M10
Weight	1.8 Kg
Length x Height	270 x 80 mm

**850W 100MM SAG WITH PADDLE SWITCH (MADE IN INDIA)****DWE8200PL**

Power Input	850W
Disc Diameter	100 mm
Switch Type	Paddle
No Load Speed	12000 rpm
Spindle Thread	M10
Weight	1.8 Kg
Length x Height	270 mm x 80 mm

**METAL WORKING TOOLS - 4" ANGLE GRINDERS**

**1000W, 100MM ANGLE GRINDER (MADE IN INDIA)****DW803**

Power Input	1000 W
Disc Diameter	100 mm
Switch Type	Toggle
No Load Speed	12000 rpm
Spindle Thread	M10
Weight	1.9 Kg
Length x Height	270 x 80 mm

**1010W, 100MM ANGLE GRINDER WITH DUST EJECTION TECHNOLOGY (MADE IN INDIA)****DWE8300S**

Power Input	1010 W
No-Load/Rated Speed	11000 min <sup>-1</sup>
Wheel Diameter	100 mm
Spindle Diame	M10
Spindle Length	18.5 mm
Switch Style	Slide
Weight	1.85 Kg





**950W, 100MM ANGLE GRINDER- VAR SPEED, NVR, SOFT START****DWE4118**

Power Input	950W
Disc Diameter	100 mm
Switch Type	Slide
No Load Speed	3000–11000 rpm
Spindle Thread	M14
Weight	2 Kg
Length x Height	270 x 80 mm

**950W, 125MM ANGLE GRINDER- VAR SPEED, NVR, SOFT START (MADE IN INDIA)****DWE4119**

Power Input	950W
Disc Diameter	125 mm
Switch Type	Slide
No Load Speed	3000–11000 rpm
Spindle Thread	M14
Weight	1.8 Kg
Length x Height	270 x 80 mm

**1400W 125MM ANGLE GRINDER RAT-TAIL DESIGN (MADE IN INDIA)****DW831**

Power Input	1400W
Disc Diameter	125 mm
Switch Type	Trigger
No Load Speed	11000 rpm
Spindle Thread	M14
Weight	3.1 Kg
Length x Height	290 x 80 mm



**950W, 125MM ANGLE GRINDER (MADE IN INDIA)****DWE4115**

Power Input	950W
Disc Diameter	125 mm
Switch Type	Slide
No Load Speed	12000 rpm
Spindle Thread	M14
Weight	1.8 Kg - RATALE
Length x Height	270 x 80 mm

**1100W 125MM ANGLE GRINDER (MADE IN INDIA)****DWE4215**

Power Input	1200W
Disc Diameter	125 mm
Switch Type	Slide
No Load Speed	11500 rpm
Spindle Thread	M14
Weight	1.9 Kg
Length x Height	285 x 80 mm
DES Technology	

**1400W 125MM ANGLE GRINDER (MADE IN INDIA)****DWE4235**

Power Input	1400W
Disc Diameter	125 mm
Switch Type	Slide
No Load Speed	11500 rpm
Spindle Thread	M14
Weight	2.1 Kg
Length x Height	285 x 80 mm
DES Technology	



**1400W 125MM SAG WITH PADDLE SWITCH & DES (MADE IN INDIA)****DWE4233**

Power Input	1400 W
Disc Diameter	125 mm
Switch Type	Padd
No Load Speed	11500 RPM
Spindle Thread	M14
Weight	1.85 Kg

**1400W 125MM SAG WITH SLIDE SWITCH, DES & NO-VOLT RELEASE (MADE IN INDIA)****DWE4237**

Power Input	1400 W
Disc Diameter	125 mm
Switch Type	Slide Switch
No Load Speed	11500 rpm
Spindle Thread	M14
Weight	1.85 Kg





**2200W, 180MM LAG (MADE IN INDIA)****DWE493**

Power Input	2200W
Disc Diameter	180 mm
Switch Type	Trigger
No Load Speed	8500 rpm
Spindle Thread	M14
Weight	5.1 Kg
Length x Height	484 x 112 mm

**2200W 180MM LOW VOLTAGE LAG (MADE IN INDIA)****DWE493-B4**

Power Input	2200W
Disc Diameter	180 mm
Switch Type	Trigger
No Load Speed	8500 rpm
Spindle Thread	M14
Weight	5.2 Kg
Length x Height	484 x 112 mm



**2600W, 180MM LAG (MADE IN INDIA)****DWE497**

Power Input	2600W
Disc Diameter	180 mm
Switch Type	Trigger
No Load Speed	8500 rpm
Spindle Thread	M14
Weight	5.4 Kg
Length x Height	490 x 145 mm

**2200W, 180MM ANGLE GRINDER (MADE IN INDIA)****D28413**

Power Input	2200W
Disc Diameter	180 mm
Switch Type	Paddle
No Load Speed	8500 rpm
Spindle Thread	M14
Weight	4.7 Kg
Length x Height	520 x 145 mm

**2600W, 180MM LAG WITH PERFORM & PROTECT (MADE IN INDIA)****DWE4597**

Power Input	2600W
Disc Diameter	180 mm
Switch Type	Paddle
No Load Speed	8500 rpm
Spindle Thread	M14
OverLoad Protection	Yes
Weight	5.8 Kg
Length x Height	520 x 151 mm



**2200W, 230MM LAG (MADE IN INDIA)****DWE492**

Power Input	2200W
Disc Diameter	230 mm
Switch Type	Trigger
No Load Speed	6600 rpm
Spindle Thread	M14
Weight	5.2 Kg
Length x Height	490 x 151 mm

**2600W, 230MM LAG (MADE IN INDIA)****DWE496**

Power Input	2600W
Disc Diameter	230 mm
Switch Type	Trigger
No Load Speed	6500 rpm
Spindle Thread	M14
Weight	5.4 Kg
Length x Height	490 x 145 mm

**2600W, 230MM LAG WITH PERFORM & PROTECT (MADE IN INDIA)****DWE4579**

Power Input	2600W
Disc Diameter	230 mm
Switch Type	Paddle
No Load Speed	6500 rpm
Spindle Thread	M14
OverLoad Protection	Yes
Weight	5.9 Kg
Length x Height	520 x 145 mm





**450W, 6MM HEAVY DUTY DIE GRINDER WITH PADDLE SWITCH (MADE IN INDIA)****DWE4887N**

Power Input	450W
Collet Size	6 mm
Switch Type	Paddle
No Load Speed	25000 rpm
Max. Wheel Diameter	38 mm
Spindle Thread	M15
Weight	1.6 Kg
Length	356 mm

**450W, 6MM SLIDE SWITCH DIE GRINDER (WITH LOCK-ON) (MADE IN INDIA)****DWE4884**

Power Input	450W
Collet Size	6 mm
Switch Type	Slide
No Load Speed	25000 rpm
Max. Wheel Diameter	38 mm
Spindle Thread	M15
Weight	1.6 Kg
Length	356 mm

**1300W BRUSHLESS VARIABLE SPEED DIE GRINDER****DWE4997**

Power Input	1300 W
No Load Speed	7500-25000 min <sup>-1</sup>
Collet Size	6 mm
Weight	2.4 Kg



**355MM HEAVY DUTY CHOP SAW (MADE IN INDIA)****DW871**

Voltage	220-240V
Power Input	2200W
No Load Speed	3800 min <sup>-1</sup>
Min. peripheral speed cutting disc	72 m/s
Disc Diameter	355 mm
Disc Bore	25.4 mm
Disc Body Thickness	3.0 mm
Thread Size of Spindle	M10
Cross-Cutting Capacity at 90°	
Circular	125 mm
Square	120 x 120 mm
Rectangular	115 x 160 mm
Angular	140 x 140 mm
Weight	18 Kg

**355MM INDUSTRIAL CHOP SAW (MADE IN INDIA)****D28730**

Voltage	230V
Type	20
Power Input	2300W
No Load Speed	4200 min <sup>-1</sup>
Min. peripheral speed cutting disc	80 m/s
Disc Diameter	355 mm
Disc Bore	25.4 mm
Disc Body Thickness	3.0 mm
Thread Size of Spindle	M10
Type of Cutting Disc	Straight, non-recessed
Cross-Cutting Capacity at 90°	
Circular	125 mm
Square	115 x 115 mm
Rectangular	115 x 130 mm
Angular	120 x 120 mm
Cross-Cutting Capacity at 45°	
Circular	115 mm
Square	98 x 98 mm
Rectangular	95 x 105 mm
Angular	105 x 105 mm
Weight	16 Kg



**355MM HEAVY DUTY CHOP SAW (MADE IN INDIA)****D28870**

METAL WORKING TOOLS - CHOPSAWS

Voltage	220-240V
Power Input	2200W
No Load Speed	3800 min <sup>-1</sup>
Min. peripheral speed cutting disc	80 m/s
Disc Diameter	355 mm
Disc Bore	25.4 mm
Disc Body Thickness	3.1 mm
Type of Cutting Disc Straight, non-recessed	
Cross-Cutting Capacity at 90°	
Circular	130 mm
Square	120 x 120 mm
Rectangular	100 x 200 mm
Angular	140 x 140 mm
Cross-Cutting Capacity at 45°	
Circular	130 mm
Square	110 x 110 mm
Rectangular	100 x 140 mm
Angular	120 x 120 mm
Weight	18.5 Kg

**1200W 50MM 2 SPEED MAGNETIC DRILL PRESS****DWE1622K**

METAL WORKING TOOLS - OTHERS

Power Input	1200W
Speed Settings	2 speed
No Load Speed	300/450 rpm
Cutter Holder	19 mm Weldon shank (3/4")
Max. Cutting Depth with Cutters	50 mm
Max. Cutting Diameter with Cutters	50 mm
Drill Point Pressure	317 kg
Clamping Force	3800 N
Stroke Length	147 mm
Weight	14.55 Kg
Magnetic Base Dimensions	180 x 84 mm

**7" CORDED POLISER****DWP849X**

Power Input	1250W
No Load Speed	0-600/0-3500 rpm
Spindle Thread	M14
Weight	3.0 Kg
Length x Height	480 x 135 mm





**150MM 373W BENCH GRINDER****DW752R**

Power Input	373W
No Load Speed	2950 rpm
Wheel Diameter	152 mm
Wheel Thickness	15-17 mm
Bore Diameter	12.7-12.9
Grinder Wheel Speed	35m/s
Weight	13.8 Kg
Length x Height	310 x 215 mm

**254MM COMPOUND MITRE SAW + 80T ALU BLADE****DW714**

Voltage	220-240V
Type	1
Power Input	1650W
Blade Diameter	254 mm
Blade Thickness	3.2 mm
Bore Diameter	25.4 mm
Max. Blade Speed	4600 min <sup>-1</sup>
Max. Cross-cut Capacity 90°	130 mm
Max. Mitre Capacity 45°	91 mm
Max. Depth of Cut 90°	89 mm
Max. Depth of Bevel Cross-cut 45°	50 mm
Mitre (Max. Positions)	Left 47° Right 52°
Bevel (Max. Positions)	Left 45° Right 0°

**305MM SINGLE BEVEL MITRE SAW****DWS715**

Power Input	1600W
Blade Speed	4000 rpm
Blade Diameter	305 mm
Blade Bore Diameter	25.4 mm
Bevel Capacity	48/-3 °
Mitre Capacity [right/left]	45 / 45 °
Cutting Capacity at 90°/90° (W x H)	203 x 72 mm
Cutting Capacity at 90°/45° (W x H)	203 x 47 mm
Cutting Capacity at 45°/90° (W x H)	142 x 72 mm
Max. Cutting Capacity at 45°/45°	142 x 47 mm
Max. Depth of Cut [Saws]	99 mm
Weight	19 Kg
Length x Height	770 x 396 mm



**305MM 1675W SLIDE MITRE SAW - WITH VARIABLE SPEED****DWS780**

Power Input	1675W
Blade Speed	1900 - 3800 rpm
Blade Diameter	305 mm
Blade Bore Diameter	30 mm
Bevel Capacity	49°
Mitre Capacity [right/left]	60 / 50°
Cutting Capacity at 90°/90° (W x H)	345 x 76 mm
Cutting Capacity at 90°/45° (W x H)	244 x 76 mm
Cutting Capacity at 45°/90° (W x H)	268 x 63 mm
Max. Cutting Capacity at 45°/45°	212 x 76 mm
Max. Depth of Cut [Saws]	170 mm
Weight	24.8 Kg
Length x Height	770 x 396 mm



WOODWORKING TOOLS - MITRE SAWS

**500W JIGSAW, 800-3100SPM, 20MM STROKE LENGTH, 2.7KGS****DWE349**

Power Input	500W
No Load Stroke Rate	800-3100 spm
Stroke Length	20 mm
Bevel Capacity	45 deg
Max. Depth of Cut (Wood)	85 mm
Max. Depth of Cut (Steel)	10 mm
Max. Depth of Cut (Non Ferrous Metal)	20 mm
Keyless Blade Change	Yes
Weight	3 Kg
Length x Height	230 X 200 mm



WOODWORKING TOOLS - JIGSAWS

**701W JIGSAW, 0-3100SPM, 26MM STROKE LENGTH, 2.6KGS****DW331K**

Power Input	701W
No Load Stroke Rate	0-3100 spm
Stroke Length	26 mm
Bevel Capacity	45 °
Max. Depth of Cut (Wood)	130 mm
Max. Depth of Cut (Steel)	12 mm
Max. Depth of Cut (Non Ferrous Metal)	30 mm
Keyless Blade Change	Yes
Weight	2.6 Kg
Length x Height	250 x 210 mm



**1500W 184MM CIRCULAR SAW****DWE5615**

Voltage	220 - 240V
Power Input	1500W
No-Load Speed	5500 min <sup>-1</sup>
Blade Diameter	184 mm
Maximum depth of Cut at	
90°	65 mm
45°	46 mm
Blade bore	20 mm
Bevel angle adjustment	5°
Weight	4 Kg

**1/4" SHEET ORBITAL SANDER****DWE6411**

Power Input	280W
Orbits Per Minute	14,000 opm
Orbit Size	1.6 mm
Paper Size	140 x 115 mm
Pad Size	108 x 115 mm
Weight	1.28 Kg
Length x Height	160 x 135 mm

**550W PORTABLE PLANER****D26676**

Power Input	550W
No Load Speed	17000 rpm
Max. Depth of Cut	1.5 mm
Rebating Depth	10 mm
Planer Width	82 mm
Shoe Length	309 mm
Drum Diameter	54 mm
Weight	2.72 Kg
Length x Height	290 X 180 mm





**1800W PORTABLE THICKNESS PLANER****DW733**

Power Input	1800W
No Load Speed	10000 rpm
Max. Capacity	64-315 mm (Width)
Max. Depth of Cut	3.2 mm
Max. Planing Depth	2 mm
Max. Thicknesser Capacity	152 mm (Height)
Feed Rate	8 m/min
Overload Protection	Yes
Weight	33.6 Kg
Length x Height	520 x 445 mm

**250mm 2000W LIGHTWEIGHT TABLE SAW****DWE7492**

Power Input	2000W
Blade Speed	4800 rpm
Blade Diameter	250 mm
Blade Bore Diameter	30 mm
Bevel Capacity -	3 to 48 °
Max. Ripping Capacity [right / left]	825 x 558 mm
Max. Depth of Cut at 90°	77 mm
Max. Depth of Cut at 45°	55 mm
Table Size	680x650 mm
Weight	26.5 Kg
Depth	742 mm
Length x Height	577 x 425 mm

**2000W, HEAT GUN WITH LCD DISPLAY (+/- 10°C)****D26414**

Power Input	2000W
Operating Temperature	50 - 600 °C
Air Flow	650 l/min
Weight	0.85 Kg
Length x Height	265 x 210 mm



SPECIALTY TOOLS

800W HEAVY DUTY INDUSTRIAL BLOWER

DWB800

Power Input	800W
Speed	0 - 16000 rpm
Air Volume	4.5 m³ /min
Suction	2.5 m³ /min
Weight	1.8 Kg



ATTACHMENTS

HEAVY DUTY MITER SAW STAND

DWX723



Compact Length	1765 mm
Extended Length	3835 mm
Include Disclaimer	* Stand only. Tool only for illustration

125MM SURFACE GRINDING SHROUD

DWE46150



Product Fitment	All 115 / 125 mm grinders
Max. Disc Diameter	125 mm
Accessories Accepted	Diamond Cups
Weight	0.3 Kg





# DEWALT®

# 100

YEARS





The logo features the word "DEWALT" in a bold, black, sans-serif font with a registered trademark symbol, set against a yellow rectangular background. Below this, the number "100" is rendered in large, metallic, 3D-style digits with a blue glow effect, and the word "YEARS" is written in a smaller, white, sans-serif font below it. The entire logo is centered on a dark background that shows a blurred construction site with scaffolding and a crane.

**DEWALT®**


**100**  
YEARS

    @ DewaltToolsIndia

## **STANLEY BLACK & DECKER INDIA PRIVATE LIMITED**

28 Akemps, 3rd Main, 1st Cross, Ashwini Layout,  
Koramangala, Intermediate Ring Road, Bangalore - 560047

✉ [sbd-customercommunications@sbdinc.com](mailto:sbd-customercommunications@sbdinc.com)

Customer Support # 1800 203 0644  +91 9606055835

